

made in Italy

Vineyard catalogue 2022

dal 1850 Dondi®
together for the Earth

index

contact us

Dondi S.p.A.
Viale Europa 94/102
06083 Ospedalicchio di Bastia Umbra (PG) – Italy
Tel. +39 075 8010198 Fax. +39 075 8010387
info@dondinet.it

Sales Italy
335 6958276
skype: lamberto.pettirossi.dondi - l.pettirossi@dondinet.it

Sales: Europe, Middle-East, North-Africa
338 9624310
skype: fabio.cecchetti2 - f.cecchetti@dondinet.it

Sales: U.S.A. and Canada
338 3554546
skype: andrea.abba - andrea.abba@dondinet.it

Sales: Central and South America, Asia, Africa, Oceania
339 5038369
skype: paolo.pettirossi.dondi - p.pettirossi@dondinet.it

All data provided in the technical datasheets
are meant as guideline and must therefore
be checked with the sales staff at the time of purchase.
Dondi SpA reserves the right to change
the technical and dimensional specifications
of the products without prior notice.

under-foliage work 4

OLEA 2 - OLEA 2 PRO
double inter-row tool holder
specifically for rows longer than 3 metres 07

OLEA - OLEA PRO
single inter-row tool-holder
specifically for rows longer than 3 metres 15

VITIS 2 - VITIS 2 PRO
tool-holder for double inter-row 23

VITIS - VITIS PRO
tool-holder for single inter-row 31

VITIS SERRA (greenhouse)
tool-holder for single inter-row 38

INTERVITIS inter-row unit 42

ECOVITIS 2 double tool-holder 47

ECOVITIS single tool-holder 53

inter-row tillage 42

CULTIVITIS no-stop cultivator 60

HELIVITIS spring cultivator 62

2-row cultivators 64

subsoilers RP 66

rollers for RP subsoilers 68

RB VITIS and RT VITIS decompactors 70

RM VITIS single-shank subsoiler 72

DISCOVITIS disc cultivators 74

XVITIS x disc harrow 76

ROTOVITIS mulching roller 78

dal 1850 Dondi®
together for the Earth



under-foliage work

symbol key

HP kW power

Kg weight



dal 1850
Dondi®
together for the Earth


Bandi

OLEA 2 - OLEA 2 PRO double inter-row tool holder specifically for rows longer than 3 metres



Main characteristics

- Double inter-row tool holder with high structural strength two-beam chassis
- Compact layout optimised for use in espalier or free orchards.
  The longer extensions and reduced ground clearance guarantee under-foliage tillage with no damage to vegetation
- Footprint when fully closed is less than 2.55 m for convenient, safe road transportation
- Multi-point contact extension sliding system, greaseable and with backlash recovery, for long-lasting efficiency
- Rear or front application (with kit)
- Heavy-duty rubber depth wheels, one of which is installed on the mobile part of chassis
- Articulated system for guiding hydraulic lines to the inter-row unit: whatever the chassis opening status, the lines remain neatly arranged, preventing snagging in the vegetation or rubbing against the ground
- Simplified, energy-optimised hydraulic system, exploiting the tractor's oil flow
- INTERVITIS model inter-row units (n.1 right + n.1 left) featuring:
  - Single-acting hydraulic system for more rapid, progressive operation and lower flow requirements
  - Mechanical feeler with sensitivity regulation and rapid 3D adjustment
  - Electro-hydraulically operated independent emergency return
  - Rapid tool change-over system
- Ease of fielding and adaptability to all tractors (meeting minimum requirements) and operating situations
- Extensive range of models and set-ups for a machine that can always be configured by the customer
- Extensive range of attachments and work tools for a multi-purpose machine capable of handling all sub-row jobs

OLEA 2 - OLEA 2 PRO
recommended clearance gauge and inter-row

the measurements are expressed in cm

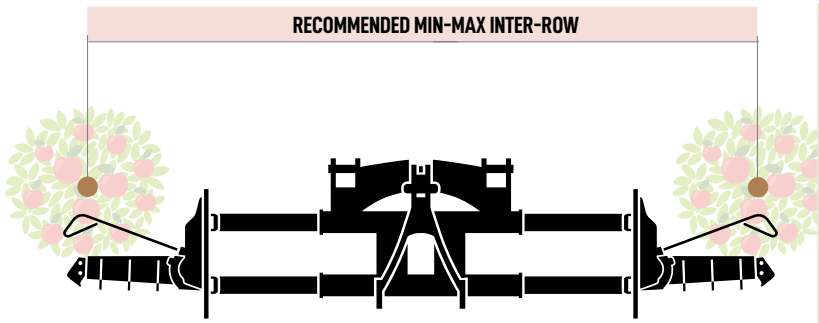

	BLADE L=40	BLADE L=50
	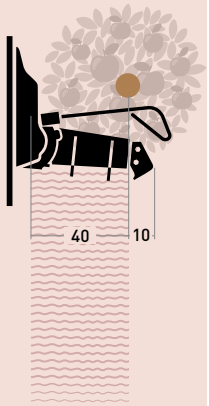	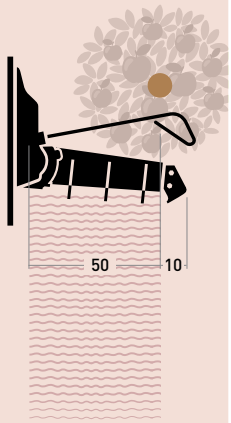
OLEA 2 - OLEA 2 PRO	300 - 410	320 - 430



		
OLEA 2 - OLEA 2 PRO	250	250

NOTE: The specific design solution of the tool holder enables producion of various working widths that also differ from those indicated above. In case of specific needs, contact the technical department to verify feasibility.

BLADE L=60	PLOUGHSHARE	BACKFILLING DISCS	2-STAR CULTIVATOR + ELASTIC FINGER WEEDER ø 540	3-STAR CULTIVATOR + ELASTIC FINGER WEEDER ø 700
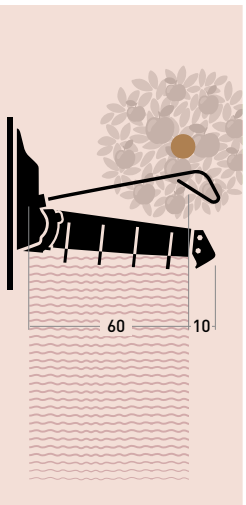	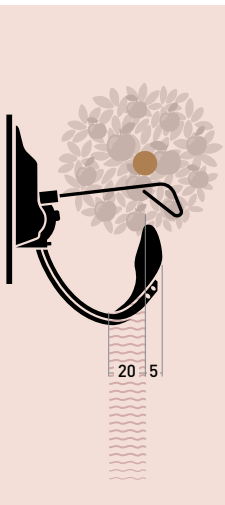	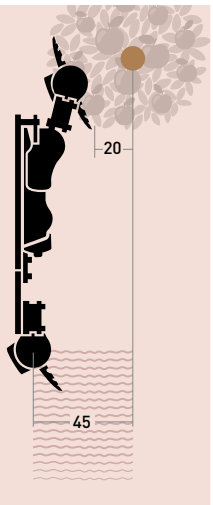		
340 - 450	330 - 440	310 - 420	294 - 404	310 - 420
	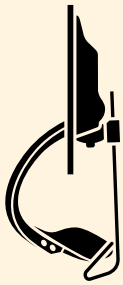			
250	250	250*	250*	250*

* by manually tilting the tools into the transport position

dal 1850 Dondi® together for the Earth

OLEA 2 tool-holder for double inter-row



The image shows a machine fitted with accessories

model	HP	kW	Kg	code
OLEA 2	70 -100	51 - 74	560	D383405

standard features

- ISO standard three-point hitch - cat I/II
- Synchronous chassis widening
- Pair of independently mechanically adjustable rubber depth wheels
- Systems for the adjustment of flow rate and pressure of oil from tractor and for inter-row feed of units
- N°2 INTERVITIS inter-row units (n.1 right + n.1 left) fitted with:
  -single-acting hydraulic cylinder -high-sensitivity mechanical feeler and 3D adjustment
- Push-button panel for independent electro-hydraulic tool return
- Hydraulic oil operating temperature detection system
- Set-up for accessories on front and/or rear of inter-row tool

required hydraulic equipment for the tractor

- 1 continuous flow double-acting line, possibly adjustable (flow rate 16-30 l/min) + 1 free return to tank
- 1 double-acting line (flow rate 5 l/min)

options	Kg	additional code
Pair of hydraulically adjustable rubber depth wheel installed on the mobile part of chassis (2 double-acting lines required - flow rate 5 l/min)	48	/RI

optional features		code
Heat exchanger kit	30	D383412
Front hitch kit (including pipes to tractor's ventral distributors - except extended free discharge to rear)	5,5	D383410
Tilting of hydraulically adjustable work element (2 double-acting line required flow rate 5 l/min) (allows the element to be fully bypassed)	18	D383415



Pair of rubber hydraulic



Heat exchanger kit



Front coupling kit



Tilting of the work elements with independent hydraulic adjustment

OLEA 2 PRO tool-holder for double inter-row



The image shows a machine fitted with accessories

model	HP	kW	Kg	code
OLEA 2 PRO	70 -100	51 - 74	590	D383406

standard features

- ISO standard three-point hitch - cat I/II
- Synchronous chassis widening
- Pair of independently hydraulically adjustable rubber depth wheels
- Independent, hydraulically adjustable work element tilt (allows each element to be fully bypassed)
- Electro-hydraulic distributor for the management of all machine functions
- Systems for the adjustment of flow rate and pressure of oil from tractor and for inter-row feed of units
- N°2 INTERVITIS inter-row units (n.1 right + n.1 left) fitted with:
  -single-acting hydraulic cylinder, high-sensitivity mechanical feeler and 3D adjustment
- Push-button panel for independent electro-hydraulic tool return and all function control
- Hydraulic oil operating temperature detection system
- Set-up for accessories on front and/or rear of inter-row tool

required hydraulic equipment for the tractor

- 1 continuous flow double-acting line, possibly adjustable (flow rate 21-35 l/min) + 1 free return to tank

optional features	Kg	code
Heat exchanger kit	30	D383412
Front hitch kit (including pipes to tractor's ventral distributors - except extended free discharge to rear)	5,5	D383410
Extension-wheel-tilt alert kit	5	D383418



Heat exchanger kit



Front coupling kit



Extension-wheel-tilt alert kit

Work accessories OLEA 2 - OLEA 2 PRO

work tools

	Kg	code
RH 40 cm blade complete with ground breaker fins and tilling hoe	8,5	D383968
LH 40 cm blade complete with ground breaker fins and tilling hoe	8,5	D383977
RH 50 cm blade complete with ground breaker fins and tilling hoe	9	D383969
LH 50 cm blade complete with ground breaker fins and tilling hoe	9	D383978
RH 60 cm blade complete with ground breaker fins and tilling hoe	10	D383826
LH 60 cm blade complete with ground breaker fins and tilling hoe	10	D383827
Right tilling ploughshare	11	D383966
Left tilling ploughshare	11	D383967


40 cm right and left blade


50 cm right and left blade


60 cm right and left blade


Right and left tilling ploughshares

work tool accessories

Trunk cleaner for right ploughshare	6	D383902
Trunk cleaner for left ploughshare	6	D383903
Right trunk cleaner	2	D383912
Left trunk cleaner	2	D383913


Trunk cleaner for right ploughshare


Trunk cleaner for left ploughshare


Right trunk cleaner


Left trunk cleaner

front accessories for the inter-row unit

Pair of track-breaking anchors	15	D383965
Pair of bulldozer discs	30	D383993
Pair of front channelling-backfilling discs	60	D383901
Pair of 2-star cultivators (RH + LH)	68	D383929
Pair of 3-star cultivators (RH + LH)	95	D383930


Pair of track-breaking anchors


Pair of bulldozer discs


Pair of front discs


Pair of 2-star cultivators


Pair of 3-star cultivators

rear accessories for the inter-row unit

Pair of ground-guard blades RH + LH	50	D383976
Pair of rear backfilling discs RH + LH	58	D383995
Pair of elastic finger weeders Ø540 (RED - HARD) RH + LH	78	D383906
Pair of elastic finger weeders Ø700 (RED - HARD) RH + LH	108	D383907


Pair of ground-guard blades


Pair of backfilling discs


Pair of weeders Ø540


Pair of weeders Ø700

Examples of typical OLEA 2 - OLEA 2 PRO accessories configurations



SWIVEL TILLAGE
(bulldozer disc + blades + ground-guard blades)



CHANNELLING TILLAGE
(front channelling discs + ploughshares
+ ground-guard blades)



BACKFILLING TILLAGE
(front backfilling discs
+ rear backfilling discs)



BACKFILLING TILLAGE (ALTERNATIVE)
(bulldozer disc + ground-guard blades)

dal 1850 Dondi® together for the Earth



OLEA - OLEA PRO single inter-row tool holder specifically for rows longer than 3 metres



Main characteristics

- Single inter-row tool holder with high structural strength two-beam chassis
- Compact layout optimised for use in espalier or free orchards.
  The longer extension and reduced ground clearance guarantee under-foliage tillage with no damage to vegetation
- Footprint when fully closed is less than 2.4 m for convenient, safe road transportation
- Multi-point contact extension sliding system, greaseable and with backlash recovery, for long-lasting efficiency
- Rear or front application (with kit)
- Heavy-duty rubber depth wheels, one of which is fitted to the mobile part of the chassis
- Articulated system for guiding hydraulic lines to the inter-row unit: whatever the chassis opening status, the lines remain neatly arranged, preventing snagging in the vegetation or rubbing against the ground
- Simplified, energy-optimised hydraulic system, exploiting the tractor's oil flow
- INTERVITIS inter-row unit (n.1 right) featuring:
  - Single-acting hydraulic system for more rapid, progressive operation and lower flow requirements
  - Mechanical feeler with sensitivity regulation and rapid 3D adjustment
  - Electro-hydraulically operated independent emergency return
  - Rapid tool change-over system
- Ease of fielding and adaptability to all tractors (meeting minimum requirements) and operating situations
- Extensive range of models and set-ups for a machine that can always be configured by the customer
- Extensive range of attachments and work tools for a multi-purpose machine capable of handling all sub-row jobs

OLEA - OLEA PRO
recommended clearance gauge and inter-row

the measurements are expressed in cm

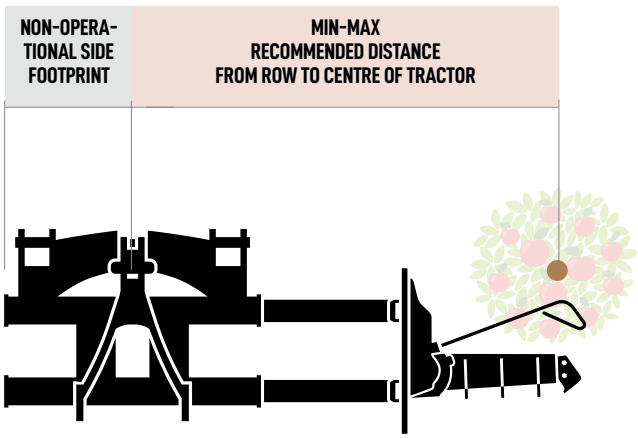

		BLADE L=40	BLADE L=50
OLEA - OLEA PRO	110	150 - 205	160 - 215

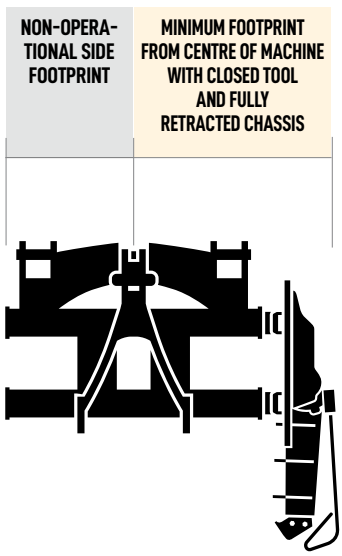

OLEA - OLEA PRO	110	135	135

NOTE: The specific design solution of the tool holder enables producion of various working widths that also differ from those indicated above. In case of specific needs, contact the technical department to verify feasibility.

BLADE L=60	PLOUGHSHARE	BACKFILLING DISCS	2-STAR CULTIVATOR + ELASTIC FINGER WEEDER ø 540	3-STAR CULTIVATOR + ELASTIC FINGER WEEDER ø 700
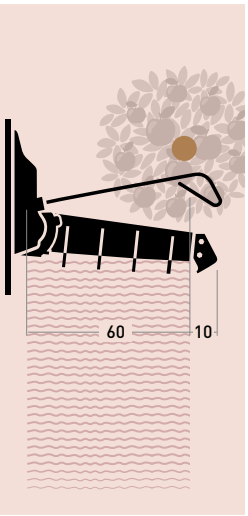	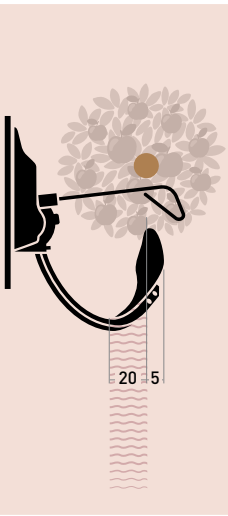	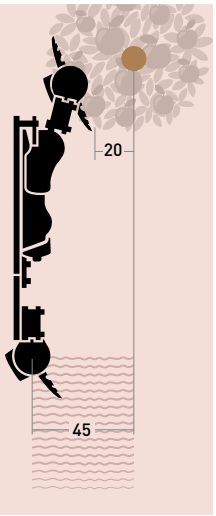		
170 - 225	165 - 220	155 - 210	147 - 202	155 - 210
	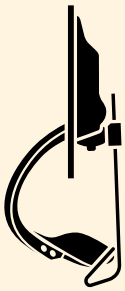			
135	135	135*	135*	135*

* by manually tilting the tools into the transport position

dal 1850 Dondi® together for the Earth

OLEA tool-holder for single inter-row



The image shows a machine fitted with accessories

model	HP	kW	Kg	code
OLEA	70 - 100	51 - 74	420	D383400

standard features

- ISO standard three-point hitch - cat I/II
- Hydraulic widening of chassis
- Pair of independently mechanically adjustable rubber depth wheels
- Systems for the adjustment of flow rate and pressure of oil from tractor and for inter-row unit feed
- INTERVITIS inter-row unit (right) fitted with:
  -single-acting hydraulic cylinder, high-sensitivity mechanical feeler and 3D adjustment
- Push button panel for electro-hydraulic tool return
- Hydraulic oil operating temperature detection system
- Set-up for accessories on front and/or rear of inter-row tool

required hydraulic equipment for the tractor

- 1 continuous flow double-acting line, possibly adjustable (flow rate 7-15 l/min) + 1 free return to tank
- 1 double-acting line (flow rate 5 l/min)

options	Kg	additional code
Hydraulically adjustable rubber depth wheel installed on the mobile part of chassis (1 double-acting line required - flow rate 5 l/min)	24	/RI

optional features		code
Heat exchanger kit	25	D383411
Front hitch kit (including pipes to tractor's ventral distributors - except extended free discharge to rear)	5,5	D383410
Tilting of hydraulically adjustable work element (1 double-acting line required. flow rate 5 l/min) (allows the element to be fully bypassed)	9	D383416



Hydraulic adjustment rubber



Heat exchanger kit



Front coupling kit



Tilting of the work element with hydraulic adjustment

OLEA PRO tool-holder for single inter-row



The image shows a machine fitted with accessories

model	HP	kW	Kg	code
OLEA PRO	70 - 100	51 - 74	440	D383401

standard features

- ISO standard three-point hitch - cat I/II
- Hydraulic widening of chassis
- Pair of independently adjustable rubber depth wheels: wheel installed on the hydraulically adjustable extension and wheel installed on the mechanically adjustable fixed chassis
- Hydraulically adjustable work element tilt (allows the element to be fully bypassed)
- Electro-hydraulic distributor for the management of all machine functions
- Systems for the adjustment of flow rate and pressure of oil from tractor and for inter-row unit feed
- INTERVITIS inter-row unit (right) fitted with:
  -single-acting hydraulic cylinder, high-sensitivity mechanical feeler and 3D adjustment
- Push-button panel for electro-hydraulic tool return and all function control
- Hydraulic oil operating temperature detection system
- Set-up for accessories on front and/or rear of inter-row tool

required hydraulic equipment for the tractor

- 1 continuous flow double-acting line, possibly adjustable (flow rate 12-20 l/min) + 1 free return to tank

optional features	Kg	code
Heat exchanger kit	25	D383411
Front hitch kit (including pipes to tractor's ventral distributors - except extended free discharge to rear)	5,5	D383410
Extension-wheel-tilt alert kit	2,5	D383417



Heat exchanger kit



Front coupling kit



Extension-wheel-tilt alert kit

Work accessories OLEA - OLEA PRO

work tools

	Kg	code
RH 40 cm blade complete with ground breaker fins and tilling hoe	8,5	D383968
RH 50 cm blade complete with ground breaker fins and tilling hoe	9	D383969
RH 60 cm blade complete with ground breaker fins and tilling hoe	10	D383826
Right tilling ploughshare	11	D383966


RH 40 cm blade


RH 50 cm blade


RH 60 cm blade


Right tilling ploughshare

work tool accessories

Trunk cleaner for right ploughshare	6	D383902
Right trunk cleaner	2	D383912


Trunk cleaner for right ploughshare


Right trunk cleaner

front accessories for the inter-row unit

Track-breaking anchor	7	D383964
Bulldozer disc	15	D383992
Front channelling-backfilling disc	30	D383900
2-star cultivator (RH)	34	D383927
3-star cultivator (RH)	47	D383928


Track-breaking anchor


Bulldozer disc


Front disc


2-star cultivator


3-star cultivator

rear accessories for the inter-row unit

Right ground-guard blade	26	D383974
Rear right backfilling disc	29	D383994
Elastic finger weeder Ø540 (RED – HARD)	39	D383996
Elastic finger weeder Ø700 (RED – HARD)	54	D383997


Ground-guard blade


Rear backfilling disc


Weeder ø540


Weeder ø700

Examples of typical configurations of OLEA - OLEA PRO accessories



SWIVEL TILLAGE
(bulldozer disc + blade + ground-guard blade)



CHANNELLING TILLAGE
(front channelling disc + ploughshare
+ ground-guard blade)



BACKFILLING TILLAGE
(front backfilling disc + rear backfilling disc)



BACKFILLING TILLAGE (ALTERNATIVE)
(bulldozer disc + ground-guard blade)



VITIS 2 - VITIS 2 PRO tool-holder for double inter-row



Main characteristics

- Double tool-holder with two-beam chassis with high structural resistance
- Compact layout and optimal weights for use in espalier vineyards and orchards
- Rear or front application (using a special kit)
- Rubber depth wheels installed on the mobile part of the chassis
- Simplified and energy-optimised hydraulic system, which exploits the tractor oil flow rate
- INTERVITIS model inter-row units characterised by:
  - Single-acting hydraulic system for faster, more progressive operation and lower flow rate needs
  - Mechanical feeler with controllable sensitivity with quick 3d adjustment
  - Independent emergency return with electro-hydraulic control
  - Quick tool change system
- Easy deployment and adaptability to any tractor (meeting the minimum requirements) and operational situation
- Wide range of models and set-ups for machines that are always configurable according to customer needs
- Wide range of accessories and work tools for a multi-purpose machine that performs all sub-row management operations

VITIS 2 - VITIS 2 PRO
recommended clearance gauge and inter-row

the measurements are expressed in cm

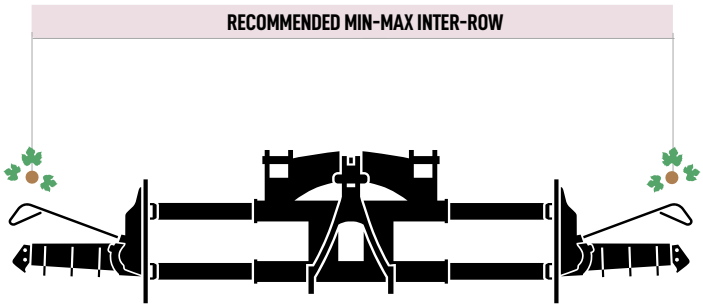

	BLADE L=40	BLADE L=50
		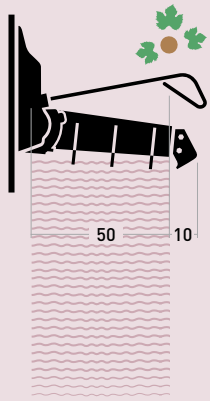
VITIS 2 S - VITIS 2 S PRO	166 - 202	190 - 226
VITIS 2 - VITIS 2 PRO	188 - 248	212 - 272
VITIS 2 XM - VITIS 2 XM PRO	208 - 284	232 - 308
VITIS 2 L - VITIS 2 L PRO	240 - 300	264 - 324

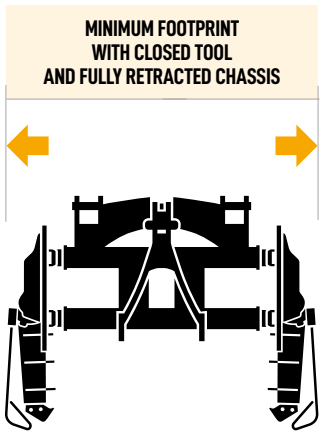

		
VITIS 2 S - VITIS 2 S PRO	120	120
VITIS 2 - VITIS 2 PRO	142	142
VITIS 2 XM - VITIS 2 XM PRO	162	162
VITIS 2 L - VITIS 2 L PRO	194	194

NOTE: The specific design solution of the tool holder enables producion of various working widths that also differ from those indicated above. In case of specific needs, contact the technical department to verify feasibility.

PLOUGHSHARE	BACKFILLING DISCS	2-STAR CULTIVATOR + WEEDER ø 540	3-STAR CULTIVATOR + WEEDER ø 700
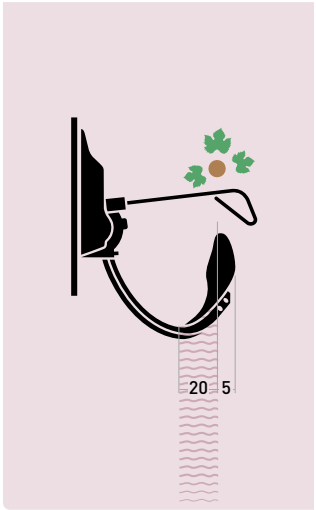	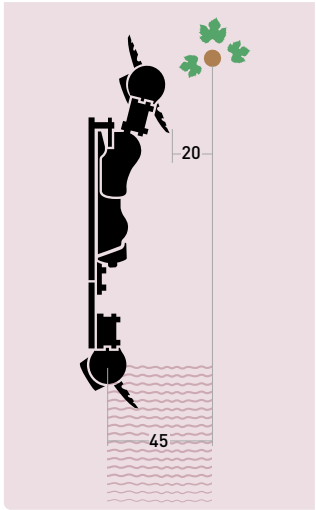	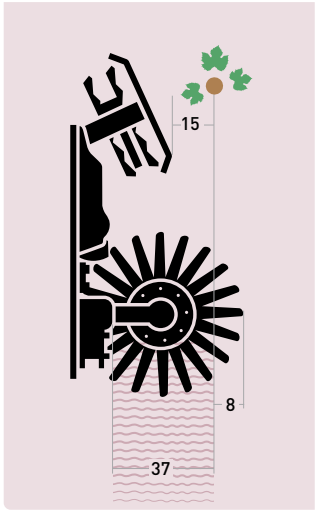	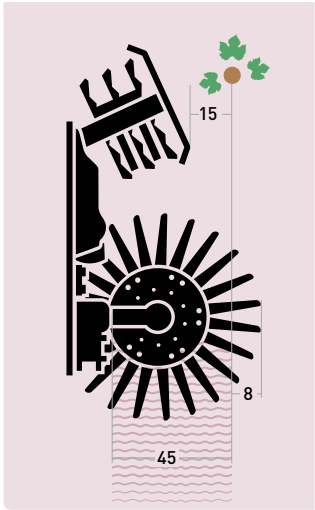
200 - 236	180 - 216	180 - 216	196 - 232
222 - 282	202 - 262	202 - 262	218 - 278
242 - 318	222 - 298	222 - 298	238 - 314
274 - 334	254 - 314	254 - 314	270 - 330
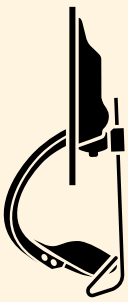			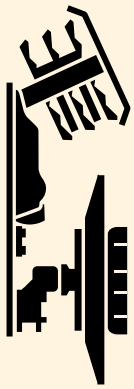
120	120*	160**	166**
142	142*	182**	188**
162	162*	202**	208**
194	194*	234**	240**

* by manually reclining the front disc to the transport position

** by manually reclining the finger weeder to the transport position

VITIS 2 tool-holder for double inter-row



The image shows a machine fitted with accessories

model	HP	kW	Kg	code
VITIS 2 S	50 - 70	37 - 51	320	D383182
VITIS 2	60 - 80	44 - 58	350	D383174
VITIS 2 XM	70 - 100	51 - 74	370	D383186
VITIS 2 L	70 -100	51 - 74	380	D383177

standard features

- ISO standard – cat I/II three-point coupling
- Synchronous hydraulic widening of the chassis
- Pair of rubber depth wheels with independent mechanical adjustment
- Systems for the adjustment of flow rate and oil pressure coming from the tractor and for feeding the inter-row units
- N°2 INTERVITIS inter-row units (1 right + 1 left) fitted with:
  - single-acting hydraulic cylinder - high sensitivity mechanical feeler and 3D adjustment
- Push button panel for independent electro-hydraulic return of tools
- Hydraulic oil operating temperature detection system
- Set-up for accessories on the front and/or rear of the inter-row tool

required hydraulic equipment for the tractor

- 1 continuous flow Double-Acting line, possibly adjustable (flow rate 16-30 l/min) + 1 free return to the tank
- 1 double-Acting line (flow rate 5 l/min)

options	Kg	additional code
Pair of rubber depth wheels with independent hydraulic adjustment installed on the mobile part of the chassis (2 D.E. lines required - flow rate 5 l/min)	48	/RI

optional features	Kg	code
Heat exchanger kit	11	D383987
Front coupling kit (including pipes up to the tractor's ventral distributors - except free discharge extended to the rear)	5,5	D383986
Tilting of the work elements with independent hydraulic adjustment (2 D.E. lines required - flow rate 5 l/min) (to completely bypass each element)	18	D383991



Pair of rubber hydraulic



Heat exchanger kit



Front coupling kit



Tilting of the work elements with independent hydraulic adjustment

VITIS 2 PRO tool-holder for double inter-row



The image shows a machine fitted with accessories

model	HP	kW	Kg	code
VITIS 2S PRO	50 - 70	37 - 51	360	D383185
VITIS 2 PRO	60 - 80	44 - 58	390	D383176
VITIS 2 XM PRO	70 - 100	51 - 74	410	D383184
VITIS 2 L PRO	70 -100	51 - 74	420	D383175

standard features

- ISO standard – cat I/II three-point coupling
- Synchronous hydraulic widening of the chassis
- Pair of rubber depth wheels with independent mechanical adjustment
- Tilting of the work elements with independent hydraulic adjustment (to completely bypass each element)
- Electro-hydraulic distributor to manage all machine functions
- Systems for the adjustment of flow rate and oil pressure coming from the tractor and for feeding the inter-row units
- N°2 INTERVITIS inter-row units (1 right + 1 left) fitted with:
  - single-acting hydraulic cylinder - high sensitivity mechanical feeler and 3D adjustment
- Push button panel for independent electro-hydraulic return of tools and control of all functions
- Hydraulic oil operating temperature detection system
- Set-up for accessories on the front and/or rear of the inter-row tool

required hydraulic equipment for the tractor

- 1 continuous flow Double-Acting line, possibly adjustable (flow rate 21-35 l/min) + 1 free return to the tank

optional features	Kg	code
Heat exchanger kit	11	D383987
Front coupling kit (including pipes up to the tractor's ventral distributors - except free discharge extended to the rear)	5,5	D383986
Extension-wheel-tilt alert kit for VITIS 2/2L PRO	5	D383810
Extension-wheel-tilt alert kit for VITIS 2 XM PRO	5	D383812



Heat exchanger kit



Front coupling kit



Extension-wheel-tilt alert kit

dal 1850 Dondi® together for the Earth

Work accessories VITIS 2 - VITIS 2 PRO

work tools

	Kg	code
RH 40 cm blade complete with ground breaker fins and tilling hoe	8,5	D383968
LH 40 cm blade complete with ground breaker fins and tilling hoe	8,5	D383977
RH 50 cm blade complete with ground breaker fins and tilling hoe	9	D383969
LH 50 cm blade complete with ground breaker fins and tilling hoe	9	D383978
Right tilling ploughshare	11	D383966
Left tilling ploughshare	11	D383967


RH 40 cm blade


LH 40 cm blade


RH 50 cm blade


LH 50 cm blade


Right tilling ploughshare


Left tilling ploughshare

work tool accessories

Trunk cleaner for right ploughshare	6	D383902
Trunk cleaner for left ploughshare	6	D383903
Right trunk cleaner	2	D383912
Left trunk cleaner	2	D383913


Trunk cleaner for right ploughshare


Trunk cleaner for left ploughshare


Right trunk cleaner


Left trunk cleaner

front accessories for the inter-row unit

Pair of track-breaking anchors	15	D383965
Pair of bulldozer discs	30	D383993
Pair of front channelling-backfilling discs	60	D383901
Pair of 2-star cultivators (RH + LH)	68	D383929
Pair of 3-star cultivators (RH + LH)	95	D383930

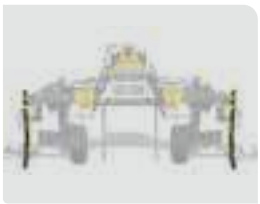
Pair of track-breaking anchors


Pair of bulldozer discs


Pair of front discs


Pair of 2-star cultivators


Pair of 3-star cultivators

rear accessories for the inter-row unit

Pair of ground-guard blades RH + LH	50	D383976
Pair of rear backfilling discs RH + LH *	58	D383995
Pair of elastic finger weeders Ø540 (RED - HARD) RH + LH **	78	D383906
Pair of elastic finger weeders Ø700 (RED - HARD) RH + LH **	108	D383907

* Not compatible with front VITIS 2S
** Not compatible with the mounted inter-row tool, not compatible with front VITIS 2S


Pair of ground-guard blades


Pair of backfilling discs


Pair of weeders Ø540


Pair of weeders Ø700

Examples of typical VITIS 2 - VITIS 2 PRO accessories configurations



SWIVEL TILLAGE
(bulldozer disc + blades + ground-guard blades)



CHANNELLING TILLAGE
(front channelling discs + ploughshares
+ ground-guard blades)



BACKFILLING TILLAGE
(front backfilling discs
+ rear backfilling discs)



BACKFILLING TILLAGE (ALTERNATIVE)
(bulldozer disc + ground-guard blades)



VITIS - VITIS PRO tool-holder for single inter-row



Main characteristics

- Single tool-holder with two-beam chassis with high structural resistance
- Compact layout and optimal weights for use in espalier vineyards and orchards
- Rear or front application (using a special kit)
- Rubber depth wheels one of which installed on the mobile part of the chassis
- Simplified and energy-optimised hydraulic system, which exploits the tractor oil flow rate
- INTERVITIS model inter-row unit featuring:
  - Single-acting hydraulic system for faster, more progressive operation and lower flow rate needs
  - Mechanical feeler with controllable sensitivity with quick 3D adjustment
  - Emergency return with electro-hydraulic control
  - Quick tool change system
- Easy deployment and adaptability to any tractor (meeting the minimum requirements) and operational situation
- Wide range of models and set-ups for machines that are always configurable according to customer needs
- Wide range of accessories and work tools for a multi-purpose machine that performs all sub-row management operations.

VITIS - VITIS PRO
recommended clearance gauge and inter-row

the measurements are expressed in cm

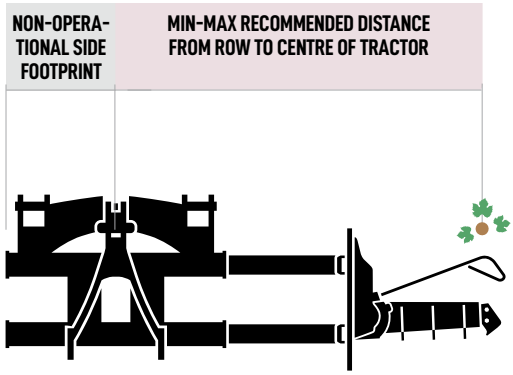

		BLADE L=40	BLADE L=50
			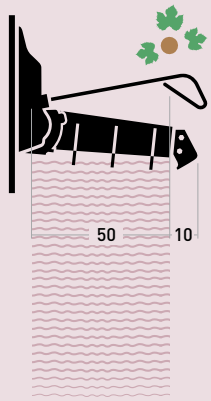
VITIS S - VITIS S PRO	40	83 - 101	95 - 113
VITIS - VITIS PRO	50	94 - 124	106 - 136
VITIS XM - VITIS XM PRO	62	104 - 142	116 - 154
VITIS L - VITIS L PRO	75	120 - 150	132 - 162



			
VITIS S - VITIS S PRO	40	60	60
VITIS - VITIS PRO	50	71	71
VITIS XM - VITIS XM PRO	62	81	81
VITIS L - VITIS L PRO	75	97	97

NOTE: The specific design solution of the tool holder enables producion of various working widths that also differ from those indicated above. In case of specific needs, contact the technical department to verify feasibility.

PLOUGHSHARE	BACKFILLING DISCS	2-STAR CULTIVATOR + ELASTIC FINGER WEEDER ø 540	3-STAR CULTIVATOR + ELASTIC FINGER WEEDER ø 700
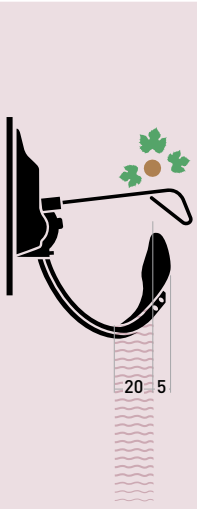	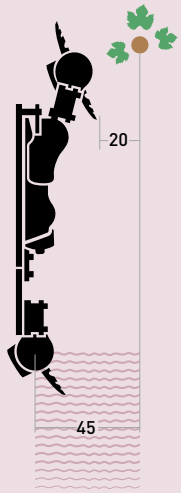		
100 - 118	90 - 108	90 - 108	98 - 116
111 - 141	101 - 131	101 - 131	109 - 139
121 - 159	111 - 149	111 - 149	119 - 157
137 - 167	127 - 157	127 - 157	135 - 165
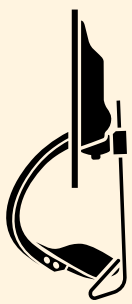			
60	60*	80**	83**
71	71*	91**	94**
81	81*	101*	104**
97	97*	117**	120**

* by manually reclining the front disc to the transport position

** by manually reclining the finger weeder to the transport position

dal 1850 Dondi® together for the Earth

VITIS tool-holder for single inter-row



The image shows a machine fitted with accessories

model	HP	kW	Kg	code
VITIS S	40 - 70	29 - 51	250	D383183
VITIS	40 - 80	29 - 58	265	D383178
VITIS XM	50 - 90	36 - 66	270	D383187
VITIS L	50 - 90	36 - 66	280	D383179

standard features

- ISO standard – cat I/II three-point coupling
- Hydraulic widening of the chassis
- Pair of rubber depth wheels with independent mechanical adjustment
- Systems for the adjustment of flow rate and oil pressure coming from the tractor and for feeding the inter-row unit
- INTERVITIS inter-row unit (right) fitted with:
  - single-acting hydraulic cylinder - high sensitivity mechanical feeler and 3D adjustment
- Push button panel for electro-hydraulic return of tool
- Hydraulic oil operating temperature detection system
- Set-up for accessories on the front and/or rear of the inter-row tool

required hydraulic equipment for the tractor

- 1 continuous flow Double-Acting line, possibly adjustable (flow rate 7-15 l/min) + 1 free return to the tank
- 1 Double-Acting line (flow rate 5 l/min)

options	Kg	additional code
Hydraulic adjustment rubber depth wheels one of which installed on the mobile part of the chassis (1 D.E. line required - flow rate 5 l/min	24	/RI

optional features	Kg	code
Heat exchanger kit	10	D383979
Front coupling kit (including pipes up to the tractor's ventral distributors - except free discharge extended to the rear)	5,5	D383986
Tilting of the work element with hydraulic adjustment (1 D.E. line required - flow rate 5 l/min) (to completely bypass the element)	9	D383990



Hydraulic adjustment rubber



Heat exchanger kit



Front coupling kit



Tilting of the work element with hydraulic adjustment

VITIS PRO tool-holder for single inter-row



The image shows a machine fitted with accessories

model	HP	kW	Kg	code
VITIS S PRO	40 - 70	29 - 51	275	D383189
VITIS PRO	40 - 80	29 - 58	290	D383180
VITIS XM PRO	50 - 90	36 - 66	300	D383188
VITIS L PRO	50 - 90	36 - 66	305	D383181

standard features

- ISO standard – cat I/II three-point coupling
- Hydraulic widening of the chassis
- Pair of rubber depth wheels with independent adjustment:
  wheel installed on the hydraulic adjustment extension and wheel installed on the fixed chassis with mechanical adjustment
- Tilting of the work element with hydraulic adjustment (to completely bypass the element)
- Electro-hydraulic distributor to manage all machine functions
- Systems for the adjustment of flow rate and oil pressure coming from the tractor and for feeding the inter-row unit
- INTERVITIS inter-row unit (right) fitted with:
  - single-acting hydraulic cylinder - high sensitivity mechanical feeler and 3D adjustment
- Push button panel for electro-hydraulic return of tool and control of all functions
- Hydraulic oil operating temperature detection system
- Set-up for accessories on the front and/or rear of the inter-row tool

required hydraulic equipment for the tractor

- 1 continuous flow Double-Acting line, possibly adjustable (flow rate 12-20 l/min) + 1 free return to the tank

optional features	Kg	code
Heat exchanger kit	10	D383979
Front coupling kit (including pipes up to the tractor's ventral distributors - except free discharge extended to the rear)	5,5	D383986
Extension-wheel-tilt alert kit for VITIS / VITIS L PRO	2,5	D383811
Extension-wheel-tilt alert kit for VITIS XM PRO	2,5	D383813



Heat exchanger kit



Front coupling kit



Extension-wheel-tilt alert kit

dal 1850 Dondi® together for the Earth

Work accessories VITIS - VITIS PRO

work tools	Kg	code
RH 40 cm blade complete with ground breaker fins and tilling hoe	8,5	D383968
RH 50 cm blade complete with ground breaker fins and tilling hoe	9	D383969
Right tilling ploughshare	11	D383966


RH 40 cm blade


RH 50 cm blade


Right tilling ploughshare

Work tool accessories

Trunk cleaner for right ploughshare	6	D383902
Right trunk cleaner	2	D383912


Trunk cleaner
for right ploughshare


Right trunk cleaner

Front accessories for the inter-row unit

Track-breaking anchor	7	D383964
Bulldozer disc	15	D383992
Front channelling-backfilling disc	30	D383900
2-star cultivator (RH)	34	D383927
3-star cultivator (RH)	47	D383928


Track-breaking anchor


Bulldozer disc


Front disc


2-star cultivator


3-star cultivator

rear accessories for the inter-row unit

Right ground-guard blade	26	D383974
Rear right backfilling disc*	29	D383994
Elastic finger weeder Ø540 (RED – HARD)**	39	D383996
Elastic finger weeder Ø700 (RED – HARD)**	54	D383997

* Not compatible with front VITIS S

**Not compatible with the mounted inter-row tool, not compatible with front VITIS S


Ground-guard blade


Rear backfilling disc


Weeder ø540


Weeder ø700

Examples of typical configurations of VITIS-VITIS PRO accessories



SWIVEL TILLAGE
(bulldozer disc + blade + ground-guard blade)



CHANNELLING TILLAGE
(front channelling disc + ploughshare
+ ground-guard blade)



BACKFILLING TILLAGE
(front backfilling disc + rear backfilling disc)



BACKFILLING TILLAGE (ALTERNATIVE)
(bulldozer disc + ground-guard blade)

VITIS SERRA (greenhouse) tool-holder for single inter-row



Main characteristics

- Single tool-holder with two-beam chassis with high structural resistance
- Specific design for use in greenhouses to till the areas between poles, that are hard to mechanise, without crossing previously tilled soil
- Rear or front application (using a special kit)
- Rubber depth wheels one of which installed on the mobile part of the chassis
- Simplified and energy-optimised hydraulic system, which exploits the tractor oil flow rate
- INTERVITIS model inter-row unit featuring:
  - Single-acting hydraulic system for faster, more progressive operation and lower flow rate needs
  - Mechanical feeler with controllable sensitivity with quick 3d adjustment
- Easy deployment and adaptability to any tractor (meeting the minimum requirements) and operational situation

VITIS SERRA (greenhouse) clearance gauge

the measurements are expressed in cm

		NON-OPERATIONAL SIDE FOOTPRINT	MIN-MAX RECOMMENDED DISTANCE FROM PILLAR TO THE CENTRE OF THE TRACTOR
			PLOUGHSHARE
		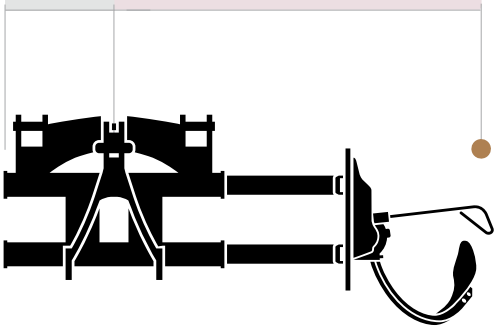	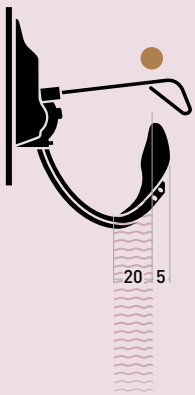
VITIS SERRA	50		111 - 141
VITIS L SERRA	75		137 - 167

		NON-OPERATIONAL SIDE FOOTPRINT	MINIMUM FOOTPRINT WITH CLOSED TOOL
		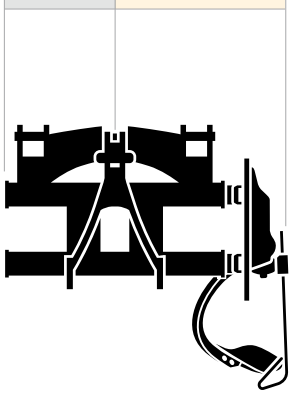	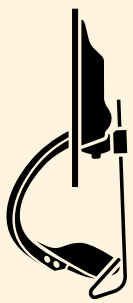
VITIS SERRA	50		71
VITIS L SERRA	75		97

NOTE: The specific design solution of the tool holder enables producion of various working widths that also differ from those indicated above.
In case of specific needs, contact the technical department to verify feasibility.

VITIS SERRA (greenhouse) tool-holder for single inter-row



The image shows a machine fitted with accessories

model	HP	kW	Kg	code
VITIS SERRA	40 - 80	29 - 58	265	D383191
VITIS L SERRA	50 - 90	36 - 66	280	D383190

standard features

- ISO standard – cat I/II three-point coupling
- Hydraulic widening of the chassis
- Pair of rubber depth wheels with independent mechanical adjustment
- Systems for the adjustment of flow rate and oil pressure coming from the tractor and for feeding the inter-row unit
- INTERVITIS inter-row unit (right) fitted with:
  - single-acting hydraulic cylinder - high sensitivity mechanical feeler and 3D adjustment - tilling ploughshare
- Hydraulic oil operating temperature detection system
- Set-up for accessories on the front and/or rear of the inter-row tool

required hydraulic equipment for the tractor

- 1 continuous flow Double-Acting line, possibly adjustable (flow rate 7-15 l/min) + 1 free return to the tank
- 1 Double-Acting line (flow rate 5 l/min)

optional features	Kg	code
Heat exchanger kit	10	D383979
Front coupling kit (including pipes up to the tractor's ventral distributors - except free discharge extended to the rear)	5,5	D383986



Heat exchanger kit



Front coupling kit

work accessories

	Kg
Trunk cleaner for right ploughshare	6
Enlarged mouldboard for RH tilling ploughshare	4
Front channelling-backfilling disc	30



Trunk cleaner for plou-ghshare



Enlarged mouldboard



Front disc



INTERVITIS inter-row unit



Main characteristics

- Extreme compactness and high structural resistance
- Easy adaptability to any chassis or cultivator
- Single-acting hydraulic system:
  -smooth and progressive operation -high working speeds -low oil flow rates required
- Mechanical feeler with high sensitivity (controllable) with quick 3D adjustment system
- Easy implementation and set-up
- Quick tool change system with grooved shank
- Set-up for the installation of accessories on the front of the inter-row tool
- Completely dismantable for total restoration through the replacement of worn parts
- Plant engineering availability for the correct functioning of the inter-row unit
  (emergency return with electro-hydraulic control - adjustment of the flow rate and pressure of the oil coming from the tractor)

INTERVITIS clearance gauge

the measurements are expressed in cm

HEIGHTS WITH TOOL OPEN		HEIGHTS WITH TOOL CLOSED	
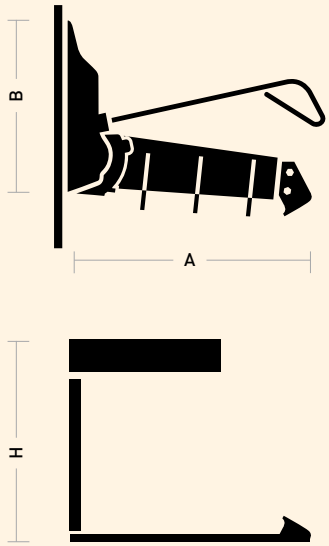		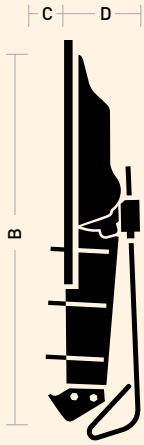	
BLADE L=40	**A=50 - B=50 - H=60**	BLADE L=40	**B=77 - C+D= 6+15**
BLADE L=50	**A=60 - B=50 - H=60**	BLADE L=50	**B=85 - C+D= 6+15**
PLOUGHSHARE	**A=55 - B=70 - H=65**	PLOUGHSHARE	**B=90 - C+D= 20+20**

INTERVITIS recommended work conditions

the measurements are expressed in cm

BLADE L=40	BLADE L=50	TILLING PLOUGHSHARE
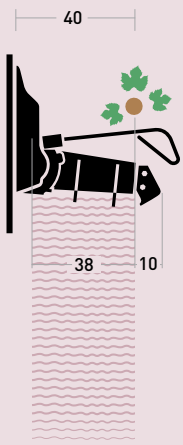	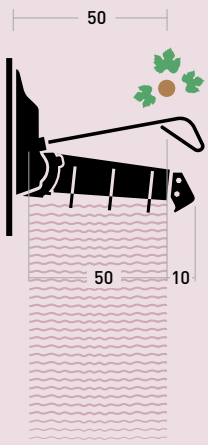	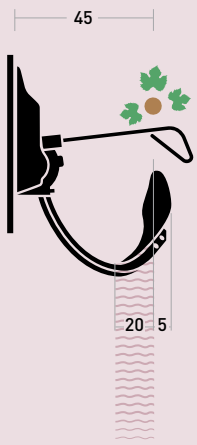

INTERVITIS inter-row unit



The image shows a machine fitted with accessories

model	assembly	installation	Kg	code
INTERVITIS 50D	Right	Blade L=50	42	**D383170**
INTERVITIS 50S	Left	Blade L=50	42	**D383171**
INTERVITIS 40D	Right	Blade L=40	40	**D383172**
INTERVITIS 40S	Left	Blade L=40	40	**D383173**

standard features

Inter-row unit complete with:
- single-acting hydraulic cylinder - distributor block - 3d adjustable feeler,
- 40 or 50 cm blade (based on model) - winglets, tilling hoe, set-up for front tool

Hydraulic and electric components for correct operation of inter-row unit (to be purchased with a separate mandatory code) pre-assembled and inclusive of:
- max pressure valve -flow regulator -flow divider (with double solution)
-emergency electro-hydraulic return (independent in case of double solution) -unloading collector (excluding hydraulic ducts)

required hydraulic equipment for the tractor

DOUBLE solution: 1 continuous flow Double-Acting line (flow rate 15-30 l/min) + 1 free return to the tank

SINGLE solution: 1 continuous flow Double-Acting line, possibly adjustable (flow rate 7-15 l/min) + 1 free return to the tank

hydraulic and electrical components (mandatory for correct operation)

Single solution (RH or LH)*	**D383904**
Double solution (RH + LH)*	**D383905**

* Hydraulic connection pipes excluded from the supply

alternative work tools in place of supplied blade

	Kg	code
Right tilling ploughshare	11	D383966
Left tilling ploughshare	11	D383967


Right tilling ploughshare


Left tilling ploughshare

work tool accessories

Trunk cleaner for right ploughshare	6	D383902
Trunk cleaner for left ploughshare	6	D383903
Right trunk cleaner	2	D383912
Left trunk cleaner	2	D383913


Trunk cleaner for right ploughshare


Trunk cleaner for left ploughshare


Right trunk cleaner


Left trunk cleaner

front accessories for the inter-row unit

Track-breaking anchor	7	D383964
Pair of track-breaking anchors	15	D383965
Bulldozer disc	15	D383992
Pair of bulldozer discs	30	D383993


Track-breaking anchor


Pair of track-breaking anchors


Bulldozer disc


Pair of bulldozer discs


BE 7
677J

ECOVITIS 2 double tool-holder



Main characteristics

- Double tool-holder with two-beam chassis with high structural resistance
- Compact layout and optimal weights for use in espalier vineyards and orchards
- Rear or front application (using a special kit)
- Rubber depth wheels installed on the mobile part of the chassis
- Wide range of passive work tools characterised by:
  - tillage close to the row but that does not require straddling (e.g. mechanical ridging and/or weeding with eradication)
  - no hydraulic power required
  - superior work speeds
  - excellent cleaning of the collar (with finger weeders) also in difficult work conditions (old and deviated vines, hillside vineyards, etc.)
  - potential combination to better adapt to any operating condition
- Ideal solution for cost-effective and fast management of the sub-row, featuring timely and repeated runs over time, also combined with other inter-row work
- Easy deployment and adaptability to any tractor
- Set-up for the installation of INTERVITIS inter-row units, complete with electric and hydraulic systems

ECOVITIS 2
recommended clearance gauge and inter-row

the measurements are expressed in cm



ECOVITIS 2 S
ECOVITIS 2
ECOVITIS 2 L

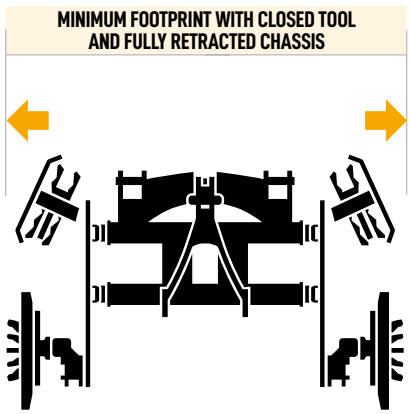

ECOVITIS 2 S
ECOVITIS 2
ECOVITIS 2 L

NOTE: The specific design solution of the tool holder enables producion of various working widths that also differ from those indicated above. In case of specific needs, contact the technical department to verify feasibility.

INDEPENDENT BACKFILLING DISCS	2-STAR CULTIVATOR + FINGER WEEDER Ø 540	3-STAR CULTIVATOR + ELASTIC FINGER WEEDER ø 700
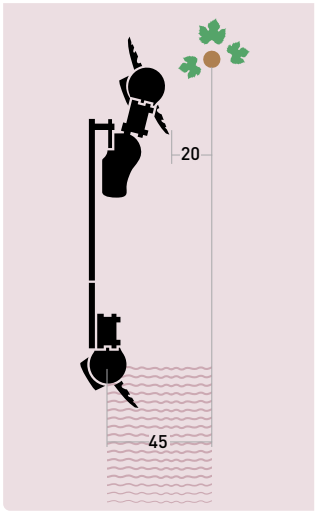	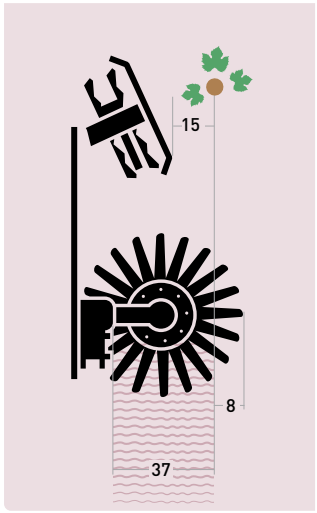	
190 - 226	174 - 210	190 - 226
222 - 272	196 - 256	222 - 272
264 - 324	248 - 308	264 - 324
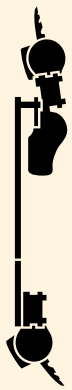		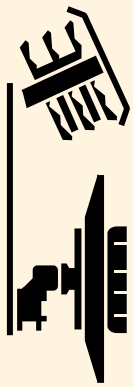
142*	148**	160**
164*	170**	182**
216*	222**	230**

** by manually reclining the front disc to the transport position
** by manually reclining the finger weeder to the transport position

ECOVITIS 2 double tool-holder



The image shows a machine fitted with accessories

model	HP	kW	Kg	code
ECOVITIS 2 S	40 - 70	29 - 51	260	D383305
ECOVITIS 2	40 - 80	29 - 58	290	D383306
ECOVITIS 2 L	50 - 90	37 - 66	320	D383307

standard features

- ISO standard – cat I/II three-point coupling
- Synchronous hydraulic widening of the chassis
- Pair of rubber depth wheels with independent mechanical adjustment
- Manually adjusted tilting of work elements (not available with channelling discs)
- Set-up for installation of passive work tools

required hydraulic equipment for the tractor

- 1 Double-Acting line (flow rate 5 l/min)

optional features	Kg	code
Front coupling kit (including pipes up to the tractor's ventral distributors)	5	D383310
Tilting of the work elements with independent hydraulic adjustment (2 D.E. lines required - flow rate 5 l/min) (to completely bypass each element)	22	D383312



Front coupling kit



Independent hydraulic adjustment inclination

work accessories ECOVITIS 2

	Kg	code
Pair of independent backfilling discs (2 right discs + 2 left discs)	80	D383314
Pair of 2-star cultivators (RH + LH)	70	D383321
Pair of 3-star cultivators (RH + LH)	100	D383322
Pair of elastic finger weeders ø 540 (RED-HARD)*	70	D383317
Pair of elastic finger weeders ø 540 (RED-HARD)*	100	D383318
Pair of ground-guard blades RH + LH	52	D383976

*CAT I hitches must be used when assembling the weeder with front-mounted ECOVITIS



Pair of backfilling discs



Pair of 2-star cultivator



Pair of 3-star cultivator



Pair of weeders ø 540



Pair of weeders ø700



Pair of ground-guard blades

examples of typical work accessories configurations



BACKFILLING TILLAGE:
independent backfilling discs



NARROW UNDER-ROW TILLAGE:
2-star cultivator + weeder Ø540



BACKFILLING TILLAGE (ALTERNATIVE):
independent backfilling discs + ground-guard blade



WIDE UNDER-ROW TILLAGE:
3-star cultivator + weeder Ø700

dal 1850 Dondi®
together for the Earth



single tool-holder ECOVITIS



Main characteristics

- Single tool-holder with two-beam chassis with high structural resistance
- Compact layout and optimal weights for use in espalier vineyards and orchards
- Rear or front application (using a special kit)
- Rubber depth wheels one of which installed on the mobile part of the chassis
- Wide range of passive work tools characterised by:
  - tillage close to the row but that does not require straddling (e.g. mechanical ridging and/or weeding with eradication)
  - no hydraulic power required
  - superior work speeds
  - excellent cleaning of the collar (with finger weeders) also in difficult work conditions (old and deviated vines, hillside vineyards, etc.)
  - potential combination to better adapt to any operating condition
- Ideal solution for cost-effective and fast management of the sub-row, featuring timely and repeated runs over time, also combined with other inter-row work
- Easy deployment and adaptability to any tractor
- Set-up for the installation of INTERVITIS inter-row units, complete with electric and hydraulic systems

ECOVITIS
recommended clearance gauge and inter-row

the measurements are expressed in cm

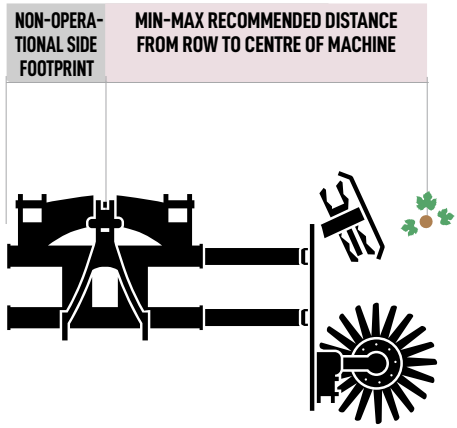

ECOVITIS S	40
ECOVITIS	50
ECOVITIS L	75

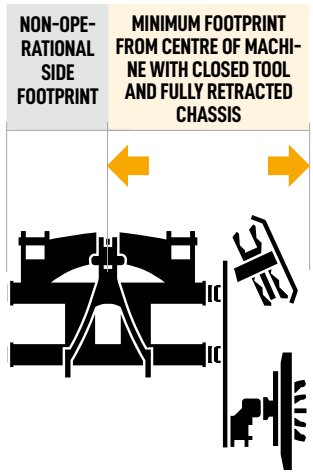

ECOVITIS S	40
ECOVITIS	50
ECOVITIS L	75

NOTE: The specific design solution of the tool holder enables producion of various working widths that also differ from those indicated above. In case of specific needs, contact the technical department to verify feasibility.

INDEPENDENT BACKFILLING DISCS	2-STAR CULTIVATOR + FINGER WEEDER ø 540	3-STAR CULTIVATOR + ELASTIC FINGER WEEDER ø 700
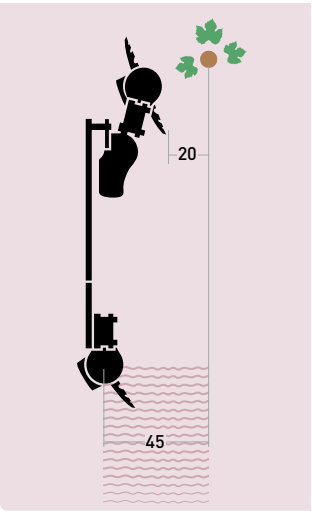	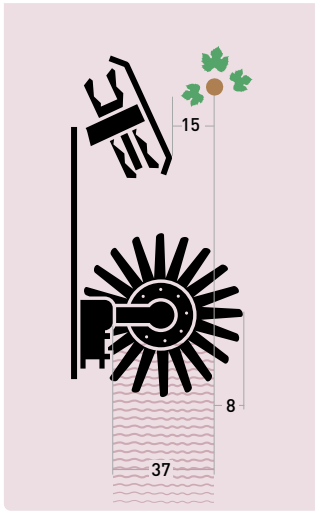	
96 - 113	87 - 105	95 - 113
111 - 136	98 - 128	111 - 136
132 - 162	124 - 154	132 - 162
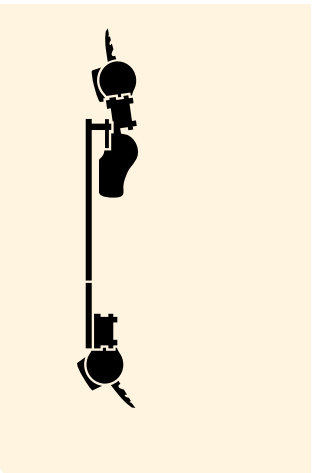	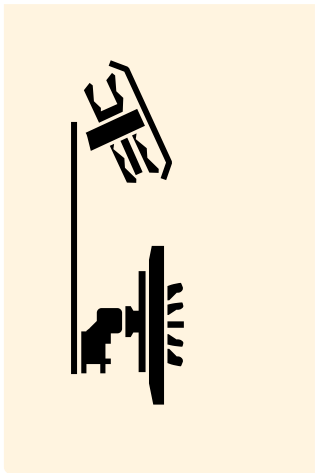	
71*	74**	80**
82*	85**	91**
108*	111**	115**

** by manually reclining the front disc to the transport position
** by manually reclining the finger weeder to the transport position

single tool-holder ECOVITIS



The image shows a machine fitted with accessories

model	HP	kW	Kg	code
ECOVITIS S	40 - 70	29 - 51	200	D383300
ECOVITIS	40 - 80	29 - 58	225	D383301
ECOVITIS L	40 - 90	29 - 66	250	D383302

standard features

- ISO standard – cat I/II three-point coupling
- Hydraulic widening of the chassis
- Pair of rubber depth wheels with independent mechanical adjustment
- Manually adjusted tilting of work element (not available with backfilling discs)
- Set-up for installation of passive work tools

required hydraulic equipment for the tractor

- 1 Double-Acting line (flow rate 5 l/min)

optional features	Kg	code
Front coupling kit (including pipes up to the tractor's ventral distributors)	5	D383310
Tilting of the work element with hydraulic adjustment (1 D.E. line required - flow rate 5 l/min) (to completely bypass the element)	11	D383311



Front coupling kit



Tilting with hydraulic adjustment

work accessories ECOVITIS

	Kg	code
Independent backfilling discs (2 disc - RH)	40	D383313
2-star cultivators - RH	35	D383319
3-star cultivators - RH	50	D383320
Elastic finger weeder ø540 (RED – HARD)*	35	D383315
Elastic finger weeder ø700 (RED – HARD)*	50	D383316
Right ground-guard blade	26	D383974

*CAT I hitches must be used when assembling the weeder with front-mounted ECOVITIS S


Backfilling discs


2-star cultivators


3-star cultivators


Weeder ø540


Weeder ø700


Ground-guard blade

examples of typical work accessories configurations



BACKFILLING TILLAGE:
independent backfilling discs



NARROW UNDER-ROW TILLAGE:
2-star cultivator + weeder Ø540



BACKFILLING TILLAGE (ALTERNATIVE):
independent backfilling discs + ground-guard blade



WIDE UNDER-ROW TILLAGE:
3-star cultivator + weeder Ø700

dal 1850 Dondi® together for the Earth



Inter-row tillage

symbol key

HP kW power

cm working depth

n° tines/shanks

cm frame heigth

cm frame width

Kg weight

n° rows

cm working width

subsoiler subsoiler model

disc diameter

cm transport width

n° discs

cm working width

row distance

Kg weight with water

Kg ballast weight



dal 1850
Dondi®
together for the Earth

CULTIVITIS no-stop cultivator



Main characteristics

- Excellent penetration even on compact or tight soil thanks to the particular design of the anchor and the heavy weight
- Excellent handling capacity of weeds or crop residues due to the optimisation of the layout of the chassis and the reduction in the number of work anchors
- Total sub-surface detachment of weeds due to the large ripper fins
- Effective breaking up of the soil due to the elastic action of each anchor; non-stop mode for skeleton-rich soil
- Levelling and finishing the tilled soil for immediate practicability of the row, thanks to the standard rear roller

LAYOUT OF THE CONNECTIONS (the measurements are expressed in mm)

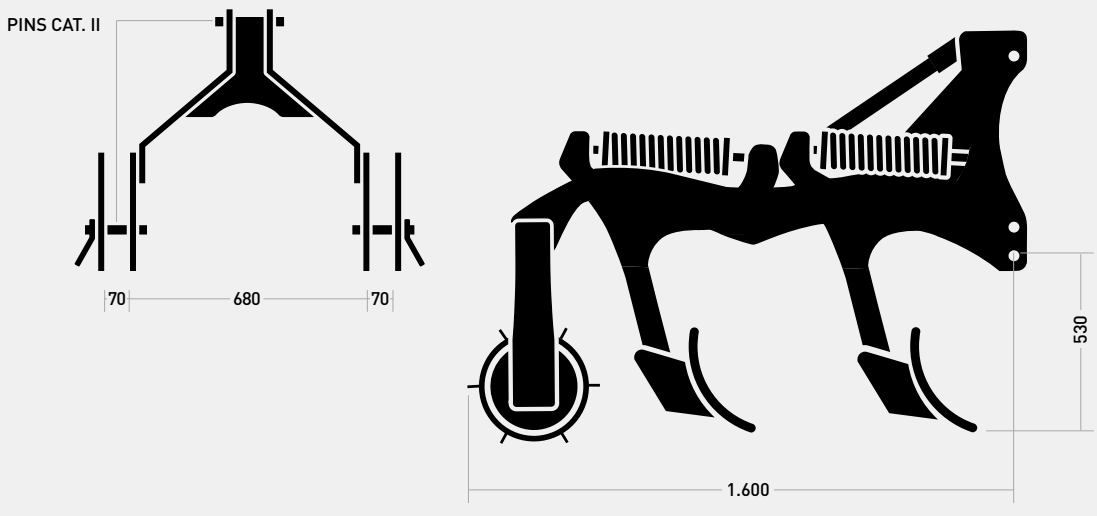

model	HP	kW	cm	n°	cm	cm	Kg		code
FIXED CHASSIS									
CULTIVITIS 3	35 - 60	26 - 45	30	3	60	90	360		D383100
CULTIVITIS 5	45 - 75	34 - 56	30	5	60	150	520		D383103
CULTIVITIS 7	75 - 95	56 - 71	30	7	60	200	690		D383107
VARIABLE WIDTH CHASSIS WITH MECHANICAL ADJUSTMENT									
CULTIVITIS 3V	35 - 60	26 - 45	30	3	60	90 - 120	390		D383101
CULTIVITIS 5V	45 - 75	34 - 56	30	5	60	150 - 190	570		D383104
CULTIVITIS 7V	75 - 95	56 - 71	30	7	60	190 - 230	730		D383108
VARIABLE WIDTH CHASSIS WITH HYDRAULIC ADJUSTMENT									
CULTIVITIS 5VI	45 - 75	34 - 56	30	5	60	150 - 190	580		D383105
CULTIVITIS 7VI	75 - 95	56 - 71	30	7	60	190 - 230	745		D383109

standard features	for models
Dual-beam chassis	Every model
Non-stop spring tine mounted on treated bushings	Every model
Treated boron steel tines, fins and ploughshares	Every model
Bent external tines	Every model
Cage roller with serrated blades	CULTIVITIS 3, 5, 7
Mechanically variable cage roller with serrated blades	CULTIVITIS 3V, 5V, 7V, 3VI, 5VI, 7VI

optional features		Kg	code
Adjustable right two notched disc kit (it increases the chassis width on model CULTIVITIS 3V)	Every model	40	D383925
Adjustable left two notched disc kit (it increases the chassis width on model CULTIVITIS 3V)	Every model	40	D383926



Two notched disc kit

HELIVITIS spring cultivator



Main characteristics

- Layout and weights optimised for use on soil that has already been decompacted or for trimming
- Reduced traction forces and high handling capacity of weeds or crop residues thanks to the delta configuration of the chassis
- Effective breaking up of the soil due to the elastic action of each anchor and to the high number of anchors on the work front
- Levelling and finishing the tilled soil for immediate practicability of the row, thanks to the standard rear roller

LAYOUT OF THE CONNECTIONS (the measurements are expressed in mm)

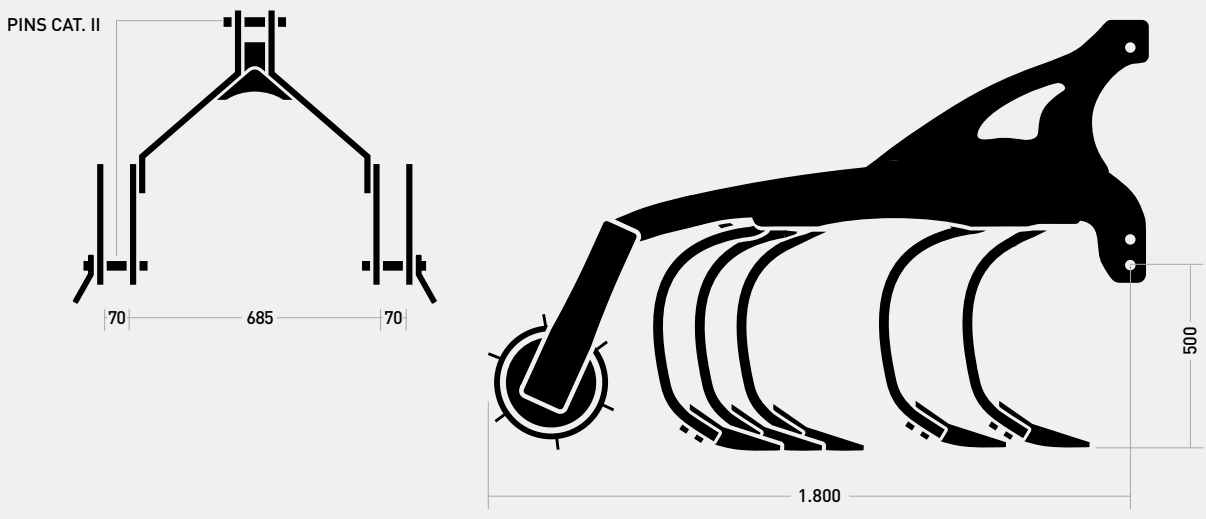

model	HP	kW	cm	n°	cm	cm	Kg	code
HELIVITIS 7	45 - 70	34 - 52	25	7	63	160	410	D383120
HELIVITIS 9	55 -80	41 -60	25	9	63	200	470	D383121

standard features	for models
Dual-beam chassis	Every model
Double coil 30x30 spring tine	Every model
Cage roller with serrated blades	Every model

optional features		Kg	code
Extension kit (it increase the cultivator but not the roller width)	HELIVITIS 7	90	D383970
Depth wheels	Every model	45	D383971



Extension kit



Depth wheels

2-row cultivators



Main characteristics

- Simple construction and operation
- Dual variant of tines that can be installed: leaf-spring tine or rigid tine with mechanical safety
- Ideal for inter-row work at medium depth, even on untilled soil (in the case of rigid tine) with a high degree of soil mixing
- Option of installing wheels for depth control
- Can be fitted with rear roller (cage or double with struts depending on the model) for better levelling and finishing of the tilled soil

LAYOUT OF THE CONNECTIONS (the measurements are expressed in mm)

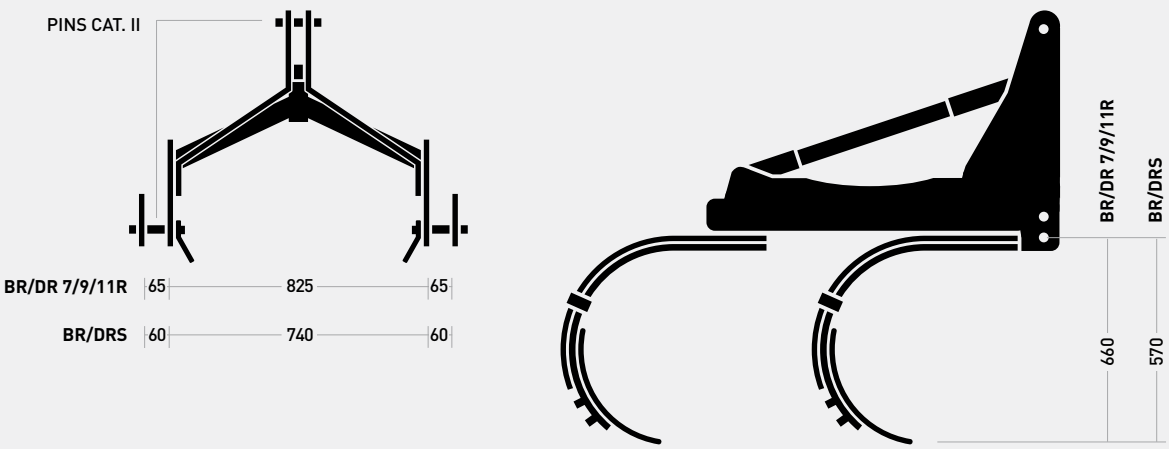

model	HP	kW	cm	n°	n°	cm	cm	cm	Kg	code
DUAL BLADE TINE										
BR5	45 - 60	33 - 45	35	5	2	70	160	150	280	D281020
BR7	60 - 70	45 - 52	35	7	2	70	200	190	420	D281021
BR9	80 - 90	60 - 67	35	9	2	70	270	250	560	D281022
BR11 R	100 - 130	75 - 97	35	9+2	2	70	320	250	680	D281023/R
RIGID TINE										
DR5	45 - 60	33 - 45	35	5	2	70	160	150	280	D283045
DR7	60 - 70	45 - 52	35	7	2	70	200	190	420	D283046
DR9	80 - 90	60 - 67	35	9	2	70	270	250	560	D283047
DR11 R	100 - 130	75 - 97	35	9+2	2	70	320	250	680	D283048

standard features	for models
Dual blade tine	Every model BR
Rigid tine	Every model DR

optional features		Kg	code
Iron depth wheels	BR/DR7, BR/DR9	42	D289002
Cage roller	BR/DR5	240	D269200
	BR/DR7	260	D269014
Double roller with struts*	BR/DR11 R, BR/DR9	600	D269071

* width 3 metres



Dual blade tine



Rigid tine



Depth wheels



Cage roller



Double roller with struts

RP subsoilers







Main characteristics

- Decades of construction experience
- Ideal for inter-row work on untilled soil at high depth with a considerable degree of mixing
- Completely welded chassis with high structural resistance
- Tines installed by means of high-resistance U-bolts that ensure the adjustment of the position and potential disassembly in case of damage
- Protection device against shank overload with tear bolt to safeguard the machine structure
- Design of the tine optimised for easy penetration even on hard soils, reducing the traction stress and ensuring good overturning
- Predisposition of each tine to be set up with an explosive kit for greater disintegration of the work front
- Can be fitted with rear roller (cage or double with struts depending on the model) for better levelling and finishing of the tilled soil

LAYOUT OF THE CONNECTIONS (the measurements are expressed in mm)

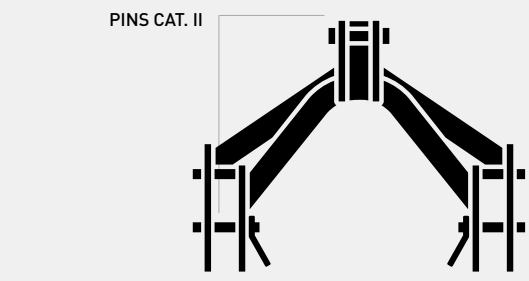

RP5-L, RP7-L	60	650	60
RP5-M	60	720	60
RP9-L	60	760	60
RP7-M, RP5-P, RP7-P	60	790	60

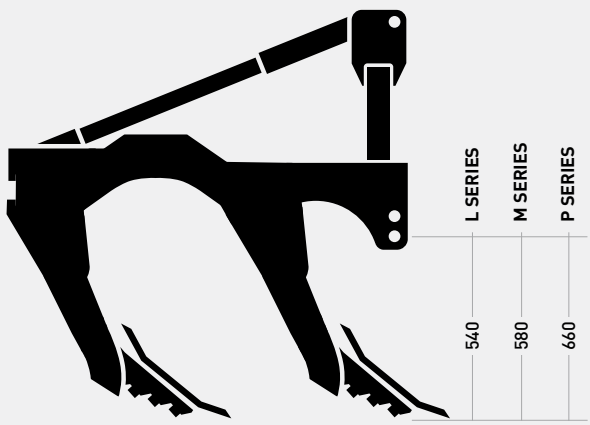

model	HP	kW	cm	n°	cm	cm	cm	Kg	code
RP5-L	50-70	37-52	40	5	60	200	185	340	D260071
RP7-L	70-80	52-60	40	7	60	270	250	450	D260080
RP9-L	90-110	67-82	40	9	60	320	300	650	D260083
RP5-M	60-90	45-67	50	5	70	220	200	480	D260072
RP7-M	90-120	67-89	50	7	70	280	250	620	D260081
RP5-P	90-130	67-97	60	5	80	250	220	600	D260073
RP7-P	100-180	75-134	60	7	80	330	300	830	D260084

standard features	for models
Tine protection	Every model
Reversible ploughshare	Every model

optional features		Kg	code
Depth-adjustment wheels model L	RP5-L, RP7-L, RP9-L	35	D269011
Depth-adjustment wheels model M	RP5-M, RP7-M	44	D269057
Depth-adjustment wheels model P	RP5-P, RP7-P	60	D269058
Finned exploder model L	RP5-L, RP7-L, RP9-L	7	D269046
Finned exploder model M	RP5-M, RP7-M	6	D269032
Finned exploder model P	RP5-P, RP7-P	7	D269048
Double mechanical roller with struts	RP5-M, RP5-P, RP7-P		Look PAG. 52
Double hydraulic roller with struts	RP5-P, RP7-P		Look PAG. 52
Cage roller	RP5-L, RP7-L, RP9-L		Look PAG. 52



Tine protection



Reversible ploughshare



Depth wheels



Finned exploder



Double mechanical roller with struts



Double hydraulic roller with struts



Cage roller

rollers for RP subsoilers



model	subsoiler		cm	Kg		code
DOUBLE MECHANICAL ROLLER WITH STRUTS						
RPD-5M MEC	RP5-M	520	200	340		D269053
RPD-5P MEC	RP5-P	520	220	410		D269051
RPD-7P MEC	RP7-P	520	200	500		D269054
DOUBLE HYDRAULIC ROLLER WITH STRUTS						
RPDI-5P HYD	RP5-P	520	220	420		D269052
RPDI-7P HYD	RP7-P	520	300	510		D269055



model	subsoiler		cm	Kg		code
CAGE ROLLER						
RG-5L	RP5-L	420	220	190		D269025
RG-7L	RP7-L, RP7-M	420	290	215		D269026
RG-9L	RP9-L	420	340	240		D269028



RB VITIS and RT VITIS decompactors



RT 65V



RB 85

Main characteristics

- Specially designed for use with specialised tractors for vineyards and orchards
- Ideal for eliminating the working surface or compaction due to the transit of the machinery, while maintaining the surface texture of the soil unaltered
- It allows air into the soil, increasing its drainage capacity and contributing to the radical well-being of the plants
- Effective also in grassy soil thanks to the cutting disc at the front of the anchor
- Tines installed using mounting brackets that ensure the adjustment of their position and potential disassembly in case of damage
- Can be fitted with a smooth back roller intended to level and finish the decompacted soil for immediate practicability of the row
- Can be converted into a fertiliser planter by installing the localised fertilising kit

LAYOUT OF THE CONNECTIONS (the measurements are expressed in mm)

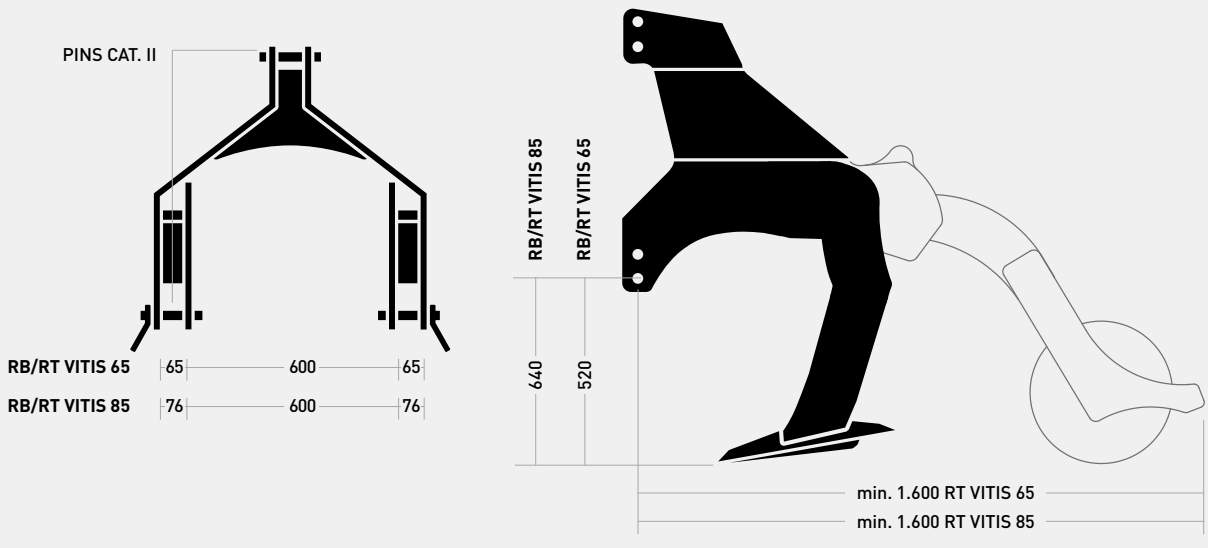

model	HP	kW	cm	n°	cm	cm	Kg		code
FIXED CHASSIS									
RB VITIS 65	60-80	45-59	40	2	65	140	265		**D383010**
RT VITIS 65	70-90	52-67	40	3	65	140	300		**D383020**
RB VITIS 65L	60-80	45-59	40	2	65	180	280		**D383013**
RT VITIS 65L	70-90	52-67	40	3	65	180	315		**D383023**
RB VITIS 85	80-100	59-75	50	2	85	160	420		**D383015**
RT VITIS 85	90-120	67-89	50	3	85	160	505		**D383025**
RB VITIS 85L	80-100	59-75	50	2	85	180	435		**D383016**
RT VITIS 85L	90-120	67-89	50	3	85	180	520		**D383026**
VARIABLE WIDTH CHASSIS WITH MECHANICAL ADJUSTMENT									
RB VITIS 65V	60-80	45-59	40	2	65	140-180	310		**D383011**
RT VITIS 65V	70-90	52-67	40	3	65	140-180	345		**D383021**
VARIABLE WIDTH CHASSIS WITH HYDRAULIC ADJUSTMENT									
RB VITIS 65VI	60-80	45-59	40	2	65	140-180	320		**D383012**
RT VITIS 65VI	70-90	52-67	40	3	65	140-180	355		**D383022**

standard features	for models
In line single-beam chassis	RB VITIS 65, 65L, 65V, 65VI, RT VITIS 65, 65L, 65V, 65VI
Dual-beam chassis in linea	RB VITIS 85, 85L, RT VITIS 85, 85L
65 cm high curved tine	RB VITIS 65, 65L, 65V, 65VI, RT VITIS 65, 65L, 65V, 65VI
85 cm high curved tine	RB VITIS 85, 85L, RT VITIS 85, 85L
Third straight central tine	RT VITIS 65, 65L, 65V, 65VI, 85, 85L
Safety bolt device	Every model

optional features		Kg	code
Central tine rear drainage sphere	RT VITIS 65, 65L, 65V, 65VI	4	**D383933**
	RT VITIS 85, 85 L	8	**D383934**
Front adjustable plain disc kit	RB VITIS 65, 65L, 65V, 65 VI	50	**D383938**
	RB VITIS 85, 85 L	35	**D383939**
	RT VITIS 65, 65L, 65V, 65 VI	70	**D383940**
	RT VITIS 85, 85 L	50	**D383941**
Rear smooth roller with mechanical adjustment	RB VITIS 65, RT VITIS 65	220	**D383952**
Rear smooth roller with mechanical adjustment (fixed width 180 cm)	RB VITIS 65L, 65V, 65VI, RT VITIS 65V, 65VI, 65L	255	**D383954**
Rear smooth roller with mechanical adjustment	RB VITIS 85, RT VITIS 85	255	**D383956**
	RB VITIS 85 L, RT VITIS 85 L	270	**D383958**
Rear smooth roller with hydraulic adjustment	RB VITIS 65, RT VITIS 65	230	**D383953**
Rear smooth roller with hydraulic adjustment (fixed width 180 cm)	RB VITIS 65L, 65V, 65VI, RT VITIS 65V, 65VI, 65L	270	**D383955**
Rear smooth roller with hydraulic adjustment	RB VITIS 85, RT VITIS 85	270	**D383957**
	RB VITIS 85 L, RT VITIS 85 L	290	**D383959**
Localized 380 l fertilizer kit (not compatible with hydraulic roller)	RB VITIS 65, 65V, 65 VI	188	**D383945**
	RT VITIS 65, 65L, 65V, 65 VI	190	**D383946**
Rear crested roller with mechanical or hydraulic adjustment	RB VITIS 65L, 65V, 65VI, RT VITIS 65V, 65VI, 65L	on request	
Rear cage roller with mechanical or hydraulic	Every model	on request	
Depth wheels (as an alternative to rear roller)	Every model	on request	



Rear drainage sphere



Front adjustable plain disc kit



Rear roller with hydraulic adjustment



Rear roller with mechanical adjustment



Fertilizer kit



Rear crested



Rear cage roller

RM VITIS single-shank subsoiler



Main characteristics

- Specially designed for use with specialised tractors for vineyards and orchards
- Ideal for eliminating the working surface or compaction due to the transit of the machinery, while maintaining the surface texture of the soil unaltered
- It allows air into the soil, increasing its drainage capacity and contributing to the well-being of the roots of the plants
- Effective also in grassy soil thanks to the cutting disc at the front of the anchor
- Can be fitted with a smooth back roller intended to level and finish the decompacted soil for immediate practicability of the row

LAYOUT OF THE CONNECTIONS (the measurements are expressed in mm)

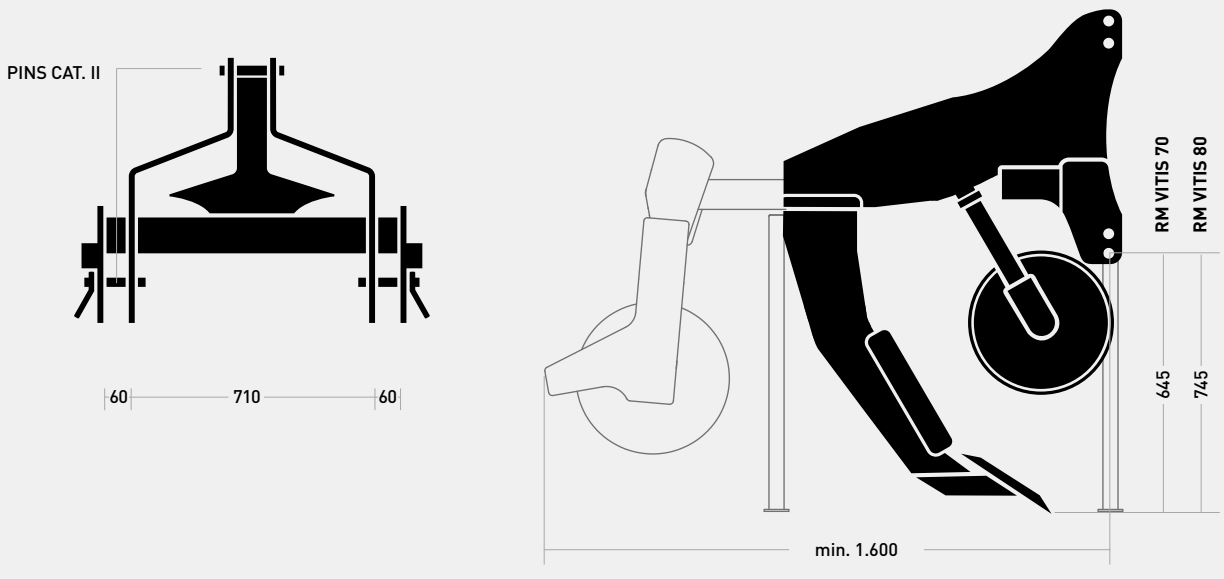

model	HP	kW	cm	n°	cm	cm	Kg	code
RM VITIS 70	40 - 60	30 - 45	45	1	70	100	220	D383005
RM VITIS 80	50 - 70	37 - 52	55	1	80	100	230	D383006

standard features	for models
Front adjustable plain disc	Every model
Safety bolt device a strappo	Every model

optional features	for models	Kg	code
Rear drainage sphere	Every model	10	D383932
Depth wheels	Every model	25	D383936
Rear smooth roller with mechanical depth adjustment	Every model	120	D383949
Rear smooth roller with hydraulic depth adjustment	Every model	135	D383950



Rear drainage sphere



Depth wheels



Rear smooth roller with mechanical adjustment



Rear smooth roller with hydraulic adjustment

DISCOVITIS disc cultivator



Main characteristics

- Excellent penetration even on compacted or firm ground thanks to the particular orientation of the work elements and the heavy weight per disc
- Ability to manage weeds or crop residues at the highest levels; ideal for planting green manure crops
- High adaptability of the working parts to the soil profile, even in the presence of stones, thanks to the independent installation of each pair of discs on the sprung bracket

LAYOUT OF THE CONNECTIONS (the measurements are expressed in mm)

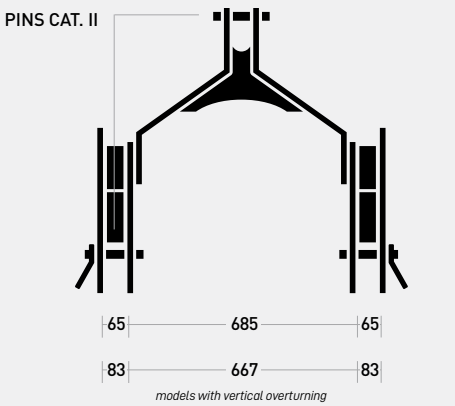

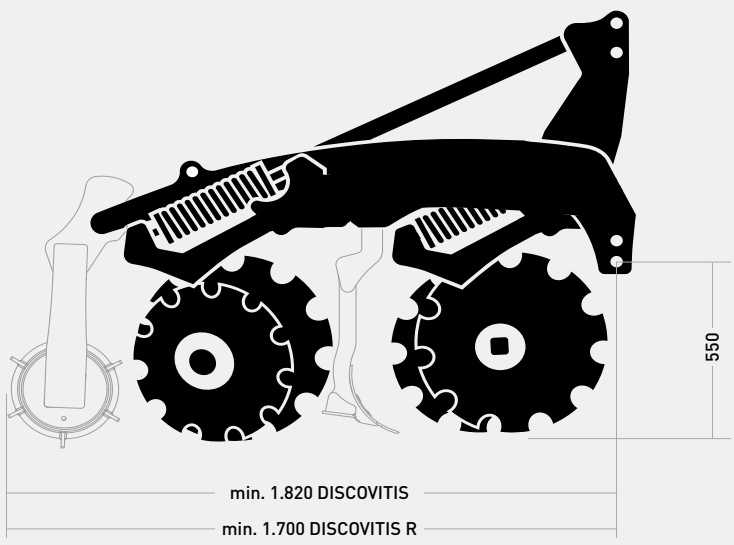

model	HP	kW	n°		cm	Kg	code
FIXED CHASSIS							
DISCOVITIS 8	60 - 80	44 - 59	8	61 - 51	135	580	D383135
DISCOVITIS 10	70 - 90	52 - 67	10	61 - 51	165	690	D383140
DISCOVITIS 12	80 - 100	59 - 75	12	61 - 51	175	820	D383145
VARIABLE WIDTH CHASSIS WITH MECHANICAL ADJUSTMENT							
DISCOVITIS 10V	70 - 90	52 - 67	10	61 - 51	155 - 195	740	D383141
DISCOVITIS 12V	80 - 100	59 - 75	12	61 - 51	165 - 205	860	D383146
WITH VERTICAL OVERTURNING							
FIXED CHASSIS							
DISCOVITIS 8R	60 - 80	44 - 59	8	61 - 51	135	630	D383138
DISCOVITIS 10R	70 - 90	52 - 67	10	61 - 51	165	750	D383143
DISCOVITIS 12R	80 - 100	59 - 75	12	61 - 51	175	875	D383148
VARIABLE WIDTH CHASSIS WITH MECHANICAL ADJUSTMENT							
DISCOVITIS 10VR	70 - 90	52 - 67	10	61 - 51	155 - 195	800	D383142
DISCOVITIS 12VR	80 - 100	59 - 75	12	61 - 51	165 - 205	925	D383147

standard features	for models
Fixed or variable width with machanical adjustment dual-beam chassis	Every model
Two notched discs with non-stop spring device mounted on treated bushings	Every model
Conical roller bearing support with quadruple seal	Every model
Central straight tine	Every model

optional features		Kg	code
Cage roller with serrated blades	DISCOVITIS 8, 8R	90	D383909
	DISCOVITIS 10, 10R	95	D383910
	DISCOVITIS 12, 12R	105	D383911
Mechanically variable Cage roller with serrated blades	DISCOVITIS 10V, 12V, 10VR, 12VR	125	D383920
Sod containment kit	DISCOVITIS 10, 12, 10R, 12R	45	D383915
	DISCOVITIS 10V, 12V, 10VR, 12VR	42	D383916



Cage roller
with serrated blades



Sod containment kit

X disc harrow XVITIS



Main characteristics

- The harrow designed for vineyards or orchards, both for firm ground and for going over the ground again
- Excellent soil levelling, thanks to the "x" tandem configuration
- High flexibility of use thanks to the variable working widths and the possible adjustment of the aggressiveness of each section

LAYOUT OF THE CONNECTIONS (the measurements are expressed in mm)

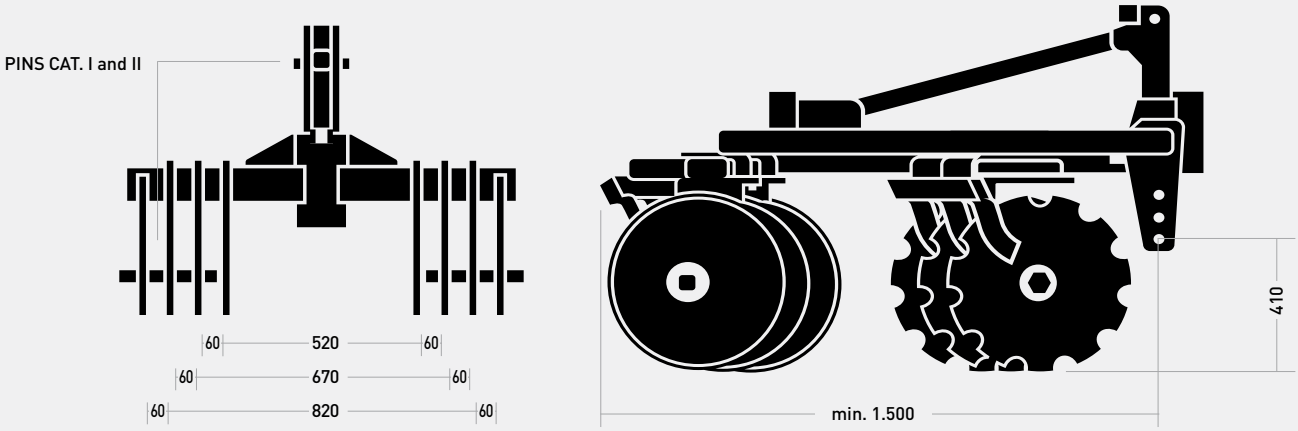

model	HP	kW	n°		cm	cm	Kg		code
XVITIS 8V	50 - 70	37 -51	8	56	130	105 - 148	670		D383155
XVITIS 12V	60 - 80	44 - 59	12	56	155	148 - 198	710		D383156
XVITIS 16V*	80 -100	59 - 74	16	56	190	188 - 238	800		D383157

* XVITIS 12V + 4 extensions

standard features	for models
Reinforced single-beam chassis	Every model
Adjustable through parallelogram working width	Every model
Variation of work aggressiveness through the attck angle adjustment	Every model
ø560 mm notched disc at the front, plain disc at the rear	Every model
Central front or rear tine with winged deflector	Every model
Bearing support with triple seal	Every model

optional features		Kg	code
Extra charge for notched rear discs ø560 mm (each)	Every model	-	D383981
Outer discs ø510 instead of ø560 mm (set of 4)	Every model	-	D383982
Sod containment kit	Every model	30	D383983
Set of two disc extensions	XVITIS 12V	22	D383984
Set of four disc extensions	XVITIS 12V	44	D383985
Cage roller ø450 mm	XVITIS 8V	440	D383921
	XVITIS 12V	460	D383922
	XVITIS 16V	480	D383923



Extra charge for notched rear discs



Sod containment kit



Disc extension



Cage roller ø450 mm

ROTOVITIS mulching roller



Main characteristics

- Designed for use with specialised tractors for vineyards and orchards
- Rear or front application (using a special kit)
- Reduced dimensions of non-operational parts for better approach of the mulching roller to the row
- Sealed roller that can be filled with water and ballastable two-beam chassis for wide adaptability to the various operational conditions
- Optimised layout of cutters for the reduction of work vibrations and increased efficiency when devitalising vegetation
- Heat treated boron steel blades for increased durability

LAYOUT OF THE CONNECTIONS (the measurements are expressed in mm)

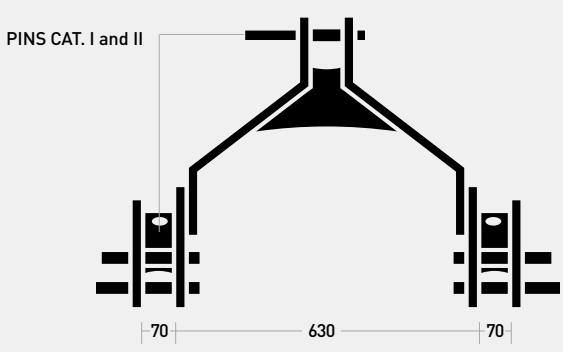

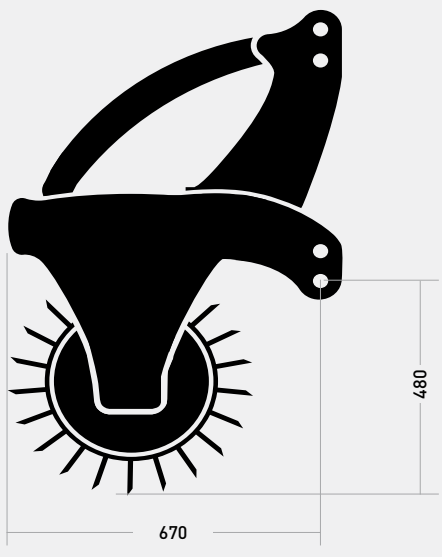

model	cm	cm	cm	Kg	Kg	Kg	code
ROTOVITIS 90	90	95	155	310	58	134	D383200
ROTOVITIS 120	120	125	185	390	83	220	D383201
ROTOVITIS 150	150	155	215	440	107	305	D383202
ROTOVITIS 180	180	185	245	460	132	391	D383203
ROTOVITIS 210	210	215	275	540	156	480	D383204

standard features

standard features	for models
Cat I/II three-point coupling	Every model
Ballastable two-beam chassis	Every model
Rear or front application	Every model
Treated boron steel cutters	Every model
Water-ballastable sealed roller	Every model
ø500 diameter roller	Every model
Protecion for plants	Every model

optional features

optional features		Kg	code
Ballast kit	ROTOVITIS 90	134	D383210
	ROTOVITIS 120	220	D383211
	ROTOVITIS 150	305	D383212
	ROTOVITIS 180	391	D383213
	ROTOVITIS 210	480	D383214
Front coupling kit	Every model	5	D383215



Ballast kit



Front coupling kit



Rear application



Front application

progetto grafico MARINI

English version



BASTIA UMBRA
Perugia - Italy
Viale Europa 94/102
Tel. +39 075 801 01 98
Fax +39 075 801 03 87
info@dondinet.it

All our machinery is manufactured in compliance with industry regulations

UNACOMA MEMBER

dal 1850 Dondi®
together for the Earth

www.dondinet.it